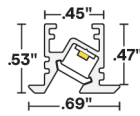





MICRO 5 POP FLANGE-FLAT (01)

RGB

24VDC Linear Fixtures - Recessed



- MICRO 5 Series linear LED flanged fixture engineered for exceptional light quality and even distribution, seamlessly blending with millwork details
- Asymmetric fixture with a 75° focused beam 20° off-nadir
- Ideal for recessed installations that call for low-profile light in small areas
- Red, Green, and Blue LED allows for color changing applications
- Consult factory for field assembly options

INFORMATION REQUIRED FOR LIGHTING SCHEDULE

1	2	3	4	5
PRODUCT	WATTS/ FT	CCT	RATED	LENS
POPF-01-RGB	4.0	RGB		

ADDITIONAL INFORMATION REQUIRED TO ORDER

6	7	8	9	10	11	12	13	14
WIRE INPUT/ OUTPUT	CONNECTOR/ WIRE IN	CONNECTOR/ WIRE OUT	WIRE COLOR	WIRE TYPE	MOUNTING	FINISH	LENGTH (IN)	EXACT/ OPTIMAL

Sample Part Number: **POPF-01-RGB-4.0-30-DRY-DF-S1A-BW-CLS-WH-CL2-MG-ST-48"-E**

1 PRODUCT POPF-01-RGB See following pages for compatible power supplies.	2 WATTS/FT 4.0 4.0W/ft	3 CCT RGB	4 RATED DRY DMP IP20 IP54	5 LENS DF Diffused PR Polar For representation of LED visibility, see Diode Visibility section on following pages. For beam angles, see Photometric Performance section on following pages	
6 WIRE INPUT/OUTPUT SINGLE (Input only) S1A End Feed S1B End Feed S2A Bottom Feed S2B Bottom Feed For continuous mounting, consider bottom feed. PASS THROUGH (Input/output) P1A End Feed P1B End Feed P2A Bottom Feed P2B Bottom Feed For continuous mounting, consider bottom feed.	7 CONNECTOR/WIRE IN BW Bare Wire (Standard 24") CON6 Connector 6" CON24 Connector 24" BW: Standard length is 24". Max length is 120". Request custom length by writing in part number next to BW (example: BW48) BW Bare Wire (Standard 24") CON6 Connector 6" CON24 Connector 24" BW: Standard length is 24". Max length is 120". Request custom length by writing in part number next to BW (example: BW48)	8 CONNECTOR/WIRE OUT CLS Closed End (No feed) BW Bare Wire (Standard 24") CON6 Connector 6" CON24 Connector 24" BW: Standard length is 24". Max length is 120". Request custom length by writing in part number next to BW (example: BW48)			
9 WIRE COLOR WH White BK Black	10 WIRE TYPE CL2 Class 2 CL2P Plenum Rated CL2P only available with bare wire leads (BW)	11 MOUNTING MG Magnet 832 832 Silicone SP Spring Clip PL Plastic Clip	12 FINISH ST Satin BK Black BZ Bronze WH White CU Custom Custom finishes have longer lead times. Non-RAL 9003 whites custom.	13 LENGTH (IN) Minimum length is 12", maximum length is 98.43" not including end caps. Contact us for lengths under 12".	14 EXACT/OPTIMAL E Exact specified length O Optimal illumination

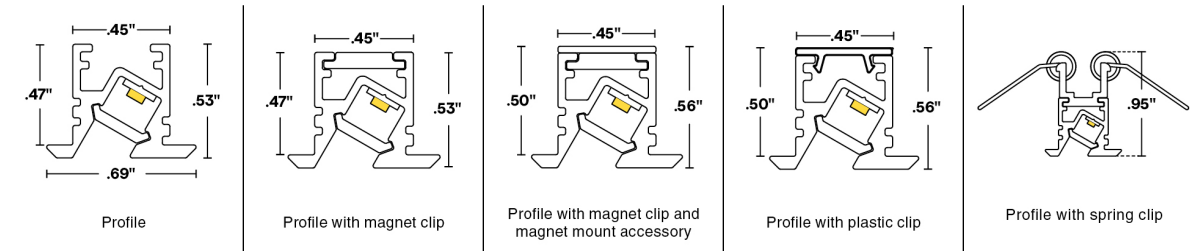
5 year warranty | Warranty only valid with QTL power supplies | Field modifications void warranty | Data subject to change, all data has +/- 5% tolerance



MICRO 5 POP FLANGE-FLAT (01) RGB

24VDC Linear Fixtures - Recessed

1 PRODUCT - DIMENSIONS

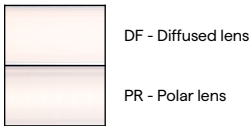


2 DELIVERED LUMENS

[Calculated L70 = 52000 hrs]
Tested with POPF-01-RGB-4.0-RGB-DRY

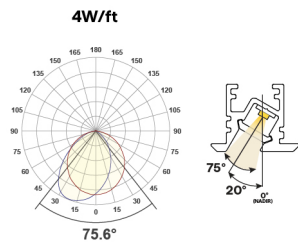
	Red		Green		Blue		All
	LM/FT	Wavelength	LM/FT	Wavelength	LM/FT	Wavelength	
PR	24	627	71	522	19	469	108
DF	22	627	66	522	18	469	97

5 DIODE VISIBILITY



PHOTOMETRIC PERFORMANCE

Nominal beam spread shown, beam spread varies based on light engine. For more detailed information, see photometric data.



DF lens in green

TEMPERATURE RATINGS

		4.0 W/FT	
		Min	Max
DRY	Ambient Operating Temp - Recessed	-4°F	110°F
DMP	Ambient Operating Temp - Recessed	-4°F	105°F

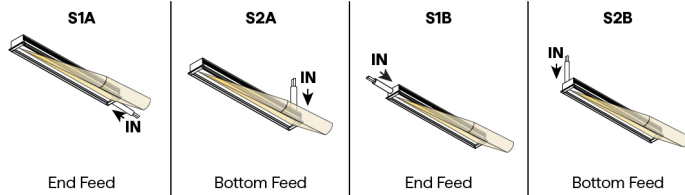


MICRO 5 POP FLANGE-FLAT (01) RGB

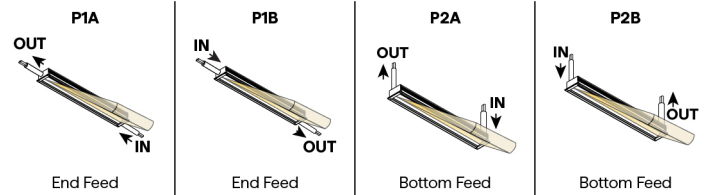
24VDC Linear Fixtures - Recessed

6 WIRE INPUT/OUTPUT

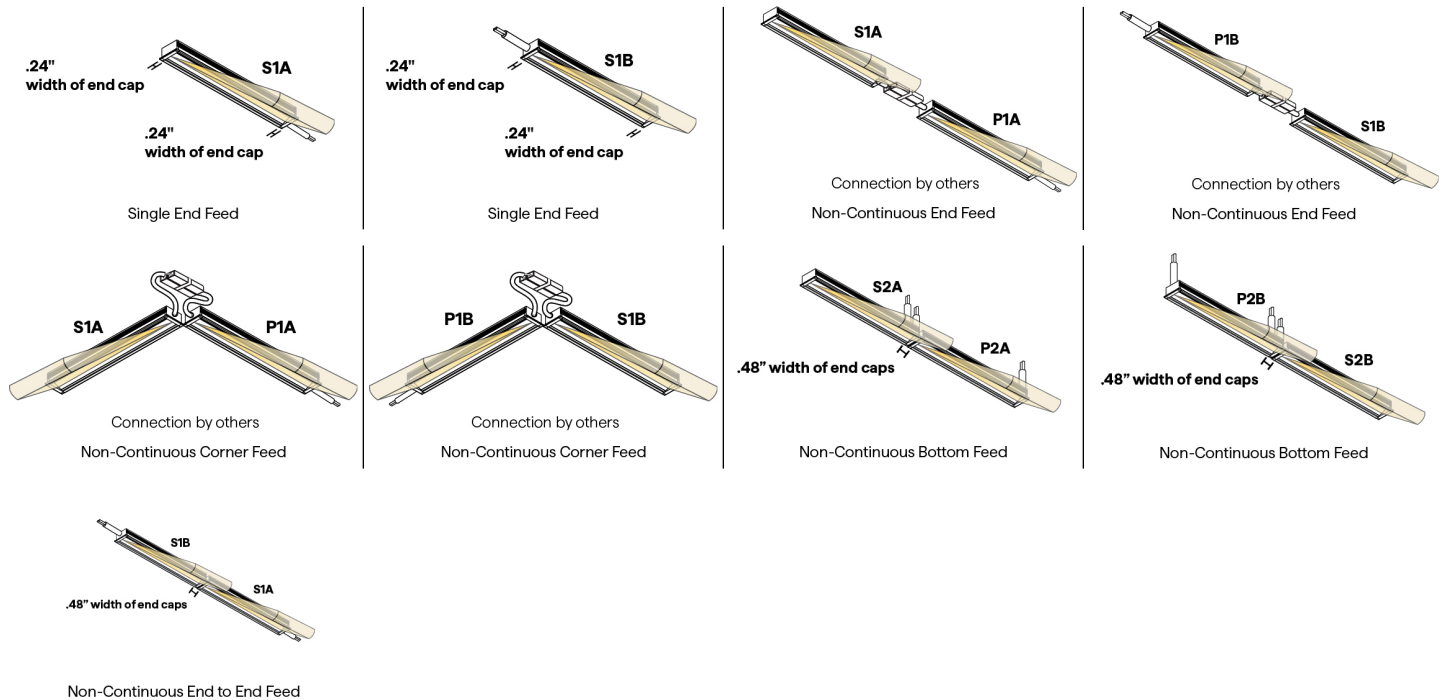
ASYMMETRIC ONLY SINGLE (Input only)



ASYMMETRIC ONLY PASS THROUGH (Input/Output)

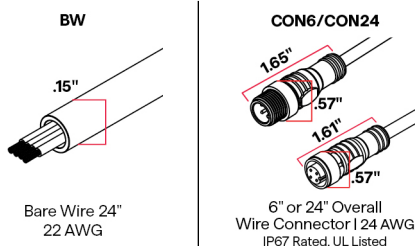


CONFIGURATION OPTIONS



7 / 8 CONNECTOR/WIRE - IN/OUT

Connector/Wire In or Out not needed to specify product. Typical selection is S1 for Wire Input/Output, BW for Connector/Wire In, N/A for Connector/Wire Out



9 WIRE COLOR





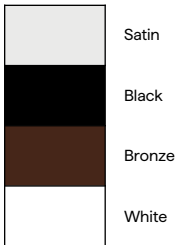
MICRO 5 POP FLANGE-FLAT (01) RGB

24VDC Linear Fixtures - Recessed

11 MOUNTING

MG	PL	SP	832	MMA-05
Magnet Clip	Plastic Clip	Spring Clip	832 Silicone	Magnet Mount Accessory for MG-05
One MG provided per foot To order separately use MG-05	2 clips provided for 4' or less; 4 clips provided for greater than 4' To order separately use PLC-16 Each clip comes with a #6x1/4" and #6x1/2" Flat Head SS	2 clips provided for 4' or less. 4 clips provided for greater than 4'. To order separately use SP-02	Sold separately	Sold separately, to order use MMA-05 Each bracket comes with 2 #6 x 5/8" Flat Head SS per foot Required when mounting to a non-magnetic surface

12 FINISH




Custom finishes require a longer lead time, consult factory

15 EXACT/OPTIMAL FIXTURE LENGTH

[E/O Length Calculator →](#)

[E/O Explained →](#)

Exact fixtures are the exact length specified. Optimal fixtures' length is rounded down based on LED cut points to allow the fixture to be illuminated end to end. For runs with multiple fixtures that need to fill a specific length, it's recommended to order all optimal fixtures with an exact fixture at the end of the run.





MICRO 5 POP FLANGE-FLAT (01) RGB

24VDC Linear Fixtures - Recessed

RGB DRY DMP LENGTHS BY INCH

EXACT LENGTH

Requested Length	Potential dim spot on either end of a S1 fixture
	S1
	
12"	1"
13"	0.5"
14"	1"
15"	0.5"
16"	1"
17"	0.5"
18"	1"
19"	0.5"
20"	1"
21"	0.5"
22"	1"
23"	0.5"
24"	1"
36"	1"
48"	1"
60"	1"
72"	1"
84"	1"
96"	1"

OPTIMAL LENGTH


Requested Nominal Length	S1A/B & S2A/B		P1A/B & P2A/B	
	S1	S2	P1	P2
				
12"	10.50"		10.75"	
13"	12.50"		12.75"	
14"	12.50"		12.75"	
15"	14.50"		14.75"	
16"	14.50"		14.75"	
17"	16.50"		16.75"	
18"	16.50"		16.75"	
19"	18.50"		18.75"	
20"	18.50"		18.75"	
21"	20.50"		20.75"	
22"	20.50"		20.75"	
23"	22.50"		22.75"	
24"	22.50"		22.75"	
36"	34.50"		34.75"	
48"	46.50"		46.75"	
60"	58.50"		58.75"	
72"	70.50"		70.75"	
84"	82.50"		82.75"	
96"	94.50"		94.75"	

14 EXACT/OPTIMAL FIXTURE LENGTH

E/O Length Calculator →

E/O Explained →

Exact fixtures are the exact length specified. Optimal fixtures' length is rounded down based on LED cut points to allow the fixture to be illuminated end to end. For runs with multiple fixtures that need to fill a specific length, it's recommended to order all optimal fixtures with an exact fixture at the end of the run.



COMPATIBLE POWER SUPPLIES

See power supplies cut sheets for more information. Data subject to change, all data has +/- 5% tolerance.

DIM TO LEVEL	INDOOR
	MICRO 5-RGB
0.1%	QT-CAB-eLED+DALI-DT8 QT-CAB-eLED+DMX QTM-eLED+DALI-DT8 QTM-eLED+DMX QZ-DMX
1%	QZ-DALI-DT8
10%	Non-Dim Power Supply with RGB App Dongle




MICRO 5 POP FLANGE-FLAT (01) RGB

24VDC Linear Fixtures - Recessed

DIMMING PROTOCOL	INDOOR
	MICRO 5-RGB
DMX	QTM-eLED+DMX QZ-DMX
DALI-2: DT8	QT-CAB-eLED+DALI-DT8 QTM-eLED+DALI-DT8 QZ-DALI-DT8

COMPATIBLE WIRING ACCESSORIES



UL Listed, miniature
junction box, DRY/DMP
(WET rated with silicone)

COMPATIBLE CONTROL ACCESSORIES

SCENE APP DONGLE



Wi-Fi or Bluetooth
Connectivity

COMPATIBLE APPS

NFC APP



Read and write
DMX addresses and
adjust voltage